

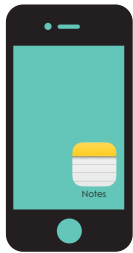


iPhones and iPads - Speech to Text

Create text with your voice in your device

Talk to your Phone?

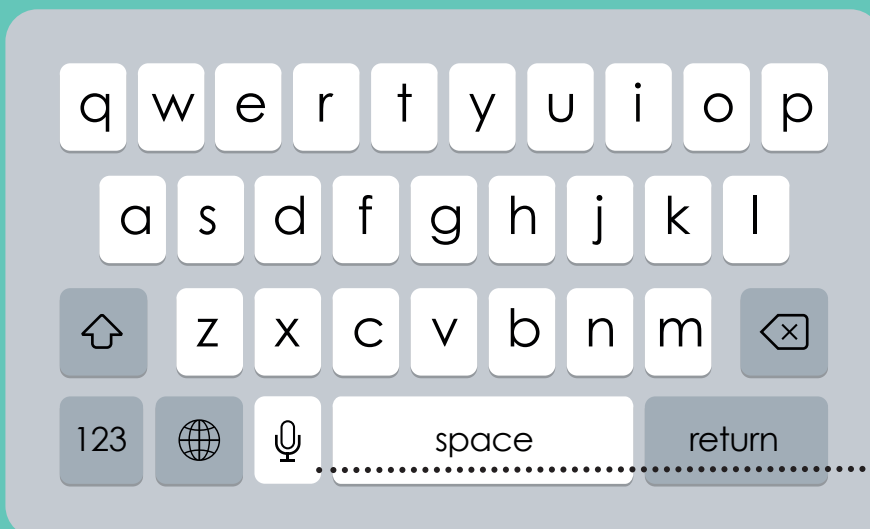
Your iPhone and iPad are loaded with great tools. One in-built tool can be found in the App called 'Notes'. When you open this app you can speak to your phone and it turn your voice into words.




Tap on the app and to begin a note just click on the icon in the top right hand corner as seen here.



Then tap on the empty space where the note will be taken to make the on-screen keyboard to pop-up.



Tap on the icon beside the Space Bar. It has a microphone symbol, as seen above, You can begin to speak and your voice creates text. When you are finished just tap 'Done'.

Tips: you can export the note you created by tapping on the export button on the top right of the app - as seen here.► 

You can also speak out your punctuation too. Say question mark, new line, new paragraph, space bar as well as full stop.